



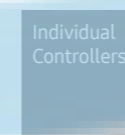
Wind-Free 4Way Cassette (600x600)

- Only function with Wind-Free Panel
- Compact and Light Unit
- Virus Doctor (Optional)
- No Overflowing Drain Water

WIND-FREE 4WAY CASSETTE (600X600)					
Model Code		Standard		AM005NNNDCH/AA	AM007NNNDCH/AA
Power Supply		Φ, #, V, Hz		1,2,208-230,60	1,2,208-230,60
Mode		-		HP/HR	HP/HR
Performance	Capacity (Nominal)	Cooling	kW	1.47	2.20
			Btu/h	5,000	7,500
		Heating	kW	1.76	2.55
			Btu/h	6,000	8,700
Power	Power Input (Nominal)	Cooling	W	18.00	18.00
		Heating	W	18.00	18.00
	Current Input (Nominal)	Cooling	A	0.17	0.17
		Heating	A	0.17	0.17
Fan	Motor	Type	-	Turbo Fan	Turbo Fan
		Output x n	W	65 x 1	65 x 1
	Air Flow Rate	H/M/L (UL)	CMM	8.49/7.19/6.51	8.49/7.19/6.51
			l/s	141.58/119.87/108.54	141.58/119.87/108.54
External Pressure	Min / Std / Max	mmAq	-	-	
		Pa	-	-	
Piping Connections	Liquid Pipe	Φ, mm	6.35	6.35	
		Φ, inch	1/4"	1/4"	
	Gas Pipe	Φ, mm	12.70	12.70	
		Φ, inch	1/2"	1/2"	
Drain Pipe	Φ, mm	VP25 (OD 32, ID 25)	VP25 (OD 32, ID 25)		
	Power Source Wire	mm ²	AWG 14	AWG 14	
Field Wiring	Transmission Cable	mm ²	2 X 16 AWG SHIELDED	2 X 16 AWG SHIELDED	
Refrigerant	Type	-	R410A	R410A	
	Control Method	-	EEV INCLUDED	EEV INCLUDED	
Sound	Sound Pressure	High / Mid / Low	dB(A)	30.0/28.0/23.0	32.0/29.0/25.0
		Cooling	dB(A)	46.0	47.0
	Net Weight		kg	11.70	12.00
Dimensions	Shipping Weight		kg	13.70	14.00
	Net Dimensions (W×H×D)		mm	575 x 250 x 575	575 x 250 x 575
	Shipping Dimensions (W×H×D)		mm	623 x 298 x 653	623 x 298 x 653
	Panel model		-	PC4SUFMAN	PC4SUFMAN
Panel Size	Panel Net Weight		kg	2.30	2.30
		Shipping Weight	kg	3.50	3.50
	Net Dimensions (W×H×D)		mm	620 x 45 x 620	620 x 45 x 620
		Shipping Dimensions (W×H×D)		mm	661 x 106 x 671
Additional Accessories	Drain pump	Drain pump	- / Model name	-	-
		Max. lifting Height / Displacement	mm / liter/h	-	-
	Air Filter		-	-	-

* Product Specifications in the Publication can be changed without a prior notice. Because there is always an ongoing improvement on our product.


Optional Accessories




MWR-WE13N



AR-EH03E / AR-EH03M



PC4SUFMAN



PC4SUSMBN (Waffle, White)



PC4SUSMFN (Stripe, White)



Wind-Free 4Way Cassette (600x600)

- Only function with Wind-Free Panel
- Compact and Light Unit
- Virus Doctor (Optional)
- No Overflowing Drain Water

WIND-FREE 4WAY CASSETTE (600X600)				Standard	AM009NNNDCH/AA	AM012NNNDCH/AA	AM018NNNDCH/AA	AM020NNNDCH/AA
Power Supply		Φ, #, V, Hz			1,2,208-230,60	1,2,208-230,60	1,2,208-230,60	1,2,208-230,60
Mode				-	HP/HR	HP/HR	HP/HR	HP/HR
Performance	Capacity (Nominal)	Cooling	kW	2.78	3.52	5.28	5.86	
			Btu/h	9,500	12,000	18,000	20,000	
		Heating	kW	3.08	3.96	5.86	6.74	
			Btu/h	10,500	13,500	20,000	23,000	
Power	Power Input (Nominal)	Cooling	W	24.00	28.00	36.00	38.00	
		Heating	W	24.00	28.00	36.00	38.00	
	Current Input (Nominal)	Cooling	A	0.17	0.19	0.27	0.30	
		Heating	A	0.17	0.19	0.27	0.30	
Fan	Motor	Type	-	Turbo Fan	Turbo Fan	Turbo Fan	Turbo Fan	
	Output x n	W		65 x 1	65 x 1	65 x 1	65 x 1	
Fan	Air Flow Rate	H/M/L (UL)	CMM	10.00/8.49/7.50	10.51/9.51/8.01	13.00/10.99/9.51	13.51/12.01/10.19	
			l/s	166.59/141.58/125.06	175.09/158.57/133.56	216.62/183.11/158.57	225.11/200.10/169.90	
	External Pressure	Min / Std / Max	mmAq	-	-	-	-	
Piping Connections	Liquid Pipe		Φ, mm	6.35	6.35	6.35	6.35	
			Φ, inch	1/4"	1/4"	1/4"	1/4"	
	Gas Pipe		Φ, mm	12.70	12.70	12.70	12.70	
			Φ, inch	1/2"	1/2"	1/2"	1/2"	
	Drain Pipe		Φ, mm	VP25 (OD 32, ID 25)	VP25 (OD 32, ID 25)	VP25 (OD 32, ID 25)	VP25 (OD 32, ID 25)	
Field Wiring	Power Source Wire		mm ²	AWG14	AWG14	AWG14	AWG14	
	Transmission Cable		mm ²	2 X 16 AWG SHIELDED	2 X 16 AWG SHIELDED	2 X 16 AWG SHIELDED	2 X 16 AWG SHIELDED	
Refrigerant	Type		-	R410A	R410A	R410A	R410A	
	Control Method		-	EEV INCLUDED	EEV INCLUDED	EEV INCLUDED	EEV INCLUDED	
Sound	Sound Pressure	High / Mid / Low	dB(A)	33.0/30.0/26.0	34.0/30.0/26.0	39.0/36.0/33.0	40.0/38.0/35.0	
	Sound Power	Cooling	dB(A)	50.0	51.0	56.0	57.0	
Dimensions	Net Weight		kg	12.00	12.00	12.00	12.00	
	Shipping Weight		kg	14.00	14.00	14.00	14.00	
	Net Dimensions (W×H×D)		mm	575 x 250 x 575	575 x 250 x 575	575 x 250 x 575	575 x 250 x 575	
	Shipping Dimensions (W×H×D)		mm	623 x 298 x 653	623 x 298 x 653	623 x 298 x 653	623 x 298 x 653	
Panel Size	Panel model		-	PC4SUFMAN	PC4SUFMAN	PC4SUFMAN	PC4SUFMAN	
	Panel Net Weight		kg	2.30	2.30	2.30	2.30	
	Shipping Weight		kg	3.50	3.50	3.50	3.50	
	Net Dimensions (W×H×D)		mm	620 x 45 x 620	620 x 45 x 620	620 x 45 x 620	620 x 45 x 620	
	Shipping Dimensions (W×H×D)		mm	661 x 106 x 671	661 x 106 x 671	661 x 106 x 671	661 x 106 x 671	
Additional Accessories	Drain pump	Drain pump	- / Model name	-	-	-	-	
		Max. lifting Height / Displacement	mm / liter/h	-	-	-	-	
	Air Filter		-	-	-	-		

* Product Specifications in the Publication can be changed without a prior notice. Because there is always an ongoing improvement on our product.

Optional Accessories

Individual Controllers	 MWR-WE13N	 AR-EH03E / AR-EH03M	Wind-Free Panel	 PC4SUFMAN	Standard Panel	 PC4SUSMBN (Waffle, White)	 PC4SUSMFN (Stripe, White)
------------------------	--	--	-----------------	--	----------------	--	--



Wind-Free 4Way Cassette

- Only function with Wind-Free Panel
- Compact and Light Unit
- Virus Doctor (Optional)
- No Overflowing Drain Water

WIND-FREE 4WAY CASSETTE				Standard	AM009NN4DCH/AA	AM012NN4DCH/AA	AM018NN4DCH/AA	AM024NN4DCH/AA	AM030NN4DCH/AA	AM036NN4DCH/AA	AM048NN4DCH/AA
Model Code				Φ, #, V, Hz	1,2,208-230,60	1,2,208-230,60	1,2,208-230,60	1,2,208-230,60	1,2,208-230,60	1,2,208-230,60	1,2,208-230,60
Power Supply					HP/HR	HP/HR	HP/HR	HP/HR	HP/HR	HP/HR	HP/HR
Mode				-	-	-	-	-	-	-	-
Performance	Capacity (Nominal)	Cooling	kW		2.64	3.52	5.28	7.03	8.79	10.55	14.07
				Btu/h	9,000	12,000	18,000	24,000	30,000	36,000	48,000
		Heating	kW		2.93	3.96	5.86	7.91	9.96	11.72	15.83
				Btu/h	10,000	13,500	20,000	27,000	34,000	40,000	54,000
Power	Power Input (Nominal)	Cooling	W		32.00	32.00	32.00	40.00	65.00	75.00	95.00
				Heating	32.00	32.00	32.00	40.00	65.00	75.00	95.00
	Current Input (Nominal)	Cooling	A		0.25	0.25	0.25	0.30	0.50	0.56	0.75
				Heating	0.25	0.25	0.25	0.30	0.50	0.56	0.75
Fan	Motor	Type	Output x n		Turbo Fan	Turbo Fan	Turbo Fan	Turbo Fan	Turbo Fan	Turbo Fan	Turbo Fan
				W	65 x 1	65 x 1	65 x 1	65 x 1	97 x 1	97 x 1	97 x 1
	Air Flow Rate	H/M/L (UL)	CMM		15.49/13.99/12.01	15.49/13.99/12.01	15.49/13.99/12.01	17.50/16.00/13.99	22.00/19.51/16.99	24.01/22.00/19.99	29.00/27.01/24.01
				l/s	258.15/233.13/200.10	258.15/233.13/200.10	258.15/233.13/200.10	291.65/266.64/233.13	366.69/325.16/283.16	400.20/366.69/333.18	483.26/450.22/400.20
	External Pressure	Min / Std / Max	mmAq		-	-	-	-	-	-	-
				Pa	-	-	-	-	-	-	-
Piping Connections	Liquid Pipe	Φ, mm		6.35	6.35	6.35	9.52	9.52	9.52	9.52	9.52
			Φ, inch	1/4"	1/4"	1/4"	3/8"	3/8"	3/8"	3/8"	
	Gas Pipe	Φ, mm		12.70	12.70	12.70	15.88	15.88	15.88	15.88	
			Φ, inch	1/2"	1/2"	1/2"	5/8"	5/8"	5/8"	5/8"	
	Drain Pipe	Φ, mm		VP25 (OD 32, ID 25)	VP25 (OD 32, ID 25)	VP25 (OD 32, ID 25)	VP25 (OD 32, ID 25)	VP25 (OD 32, ID 25)	VP25 (OD 32, ID 25)	VP25 (OD 32, ID 25)	
Field Wiring	Power Source Wire	mm ²		AWG 14	AWG 14	AWG 14	AWG 14	AWG 14	AWG 14	AWG 14	
	Transmission Cable	mm ²		2 X 16 AWG SHIELDED	2 X 16 AWG SHIELDED	2 X 16 AWG SHIELDED	2 X 16 AWG SHIELDED	2 X 16 AWG SHIELDED	2 X 16 AWG SHIELDED	2 X 16 AWG SHIELDED	
Refrigerant	Type			R410A	R410A	R410A	R410A	R410A	R410A	R410A	
	Control Method			EEV INCLUDED	EEV INCLUDED	EEV INCLUDED	EEV INCLUDED	EEV INCLUDED	EEV INCLUDED	EEV INCLUDED	
Sound	Sound Pressure	High / Mid / Low	dB(A)	32.0/30.0/28.0	32.0/30.0/28.0	32.0/30.0/28.0	35.0/32.0/28.0	41.0/37.0/31.0	42.0/39.0/36.0	45.0/42.0/39.0	
	Sound Power	Cooling	dB(A)	49.0	49.0	49.0	56.0	57.0	58.0	60.0	
Dimensions	Net Weight		kg	15.00	15.00	15.00	15.00	16.50	18.50	18.50	
	Shipping Weight		kg	18.50	18.50	18.50	18.50	20.00	22.50	22.50	
	Net Dimensions (W×H×D)		mm	840 x 204 x 840	840 x 204 x 840	840 x 204 x 840	840 x 204 x 840	840 x 288 x 840	840 x 288 x 840	840 x 288 x 840	
	Shipping Dimensions (W×H×D)		mm	898 x 275 x 898	898 x 275 x 898	898 x 275 x 898	898 x 275 x 898	898 x 357 x 898	898 x 357 x 898	898 x 357 x 898	
Panel Size	Panel model			PC4NUFMAN	PC4NUFMAN	PC4NUFMAN	PC4NUFMAN	PC4NUFMAN	PC4NUFMAN	PC4NUFMAN	
	Panel Net Weight		kg	5.80	5.80	5.80	5.80	5.80	5.80	5.80	
	Shipping Weight		kg	8.40	8.40	8.40	8.40	8.40	8.40	8.40	
	Net Dimensions (W×H×D)		mm	950 x 45 x 950	950 x 45 x 950	950 x 45 x 950	950 x 45 x 950	950 x 45 x 950	950 x 45 x 950	950 x 45 x 950	
	Shipping Dimensions (W×H×D)		mm	1005 x 100 x 1005	1005 x 100 x 1005	1005 x 100 x 1005	1005 x 100 x 1005	1005 x 100 x 1005	1005 x 100 x 1005	1005 x 100 x 1005	
Additional Accessories	Drain pump	Drain pump	- / Model name	-	-	-	-	-	-	-	
		Max. lifting Height / Displacement	mm / liter/h	-	-	-	-	-	-	-	
	Air Filter			-	-	-	-	-	-	-	

* Product Specifications in the Publication can be changed without a prior notice. Because there is always an ongoing improvement on our product.

Optional Accessories

<p>Individual Controllers</p>  <p>MWR-WE13N</p>  <p>AR-EH03E / AR-EH03M</p>	<p>Wind-Free Panel</p>  <p>PC4NUFMAN</p>	<p>Standard Panel</p>  <p>PC4NUSKAN (Waffle, White)</p>  <p>PC4NUSKEN (Stripe, White)</p>  <p>PC4NBSKAN (Waffle, Black)</p>
---	---	--